

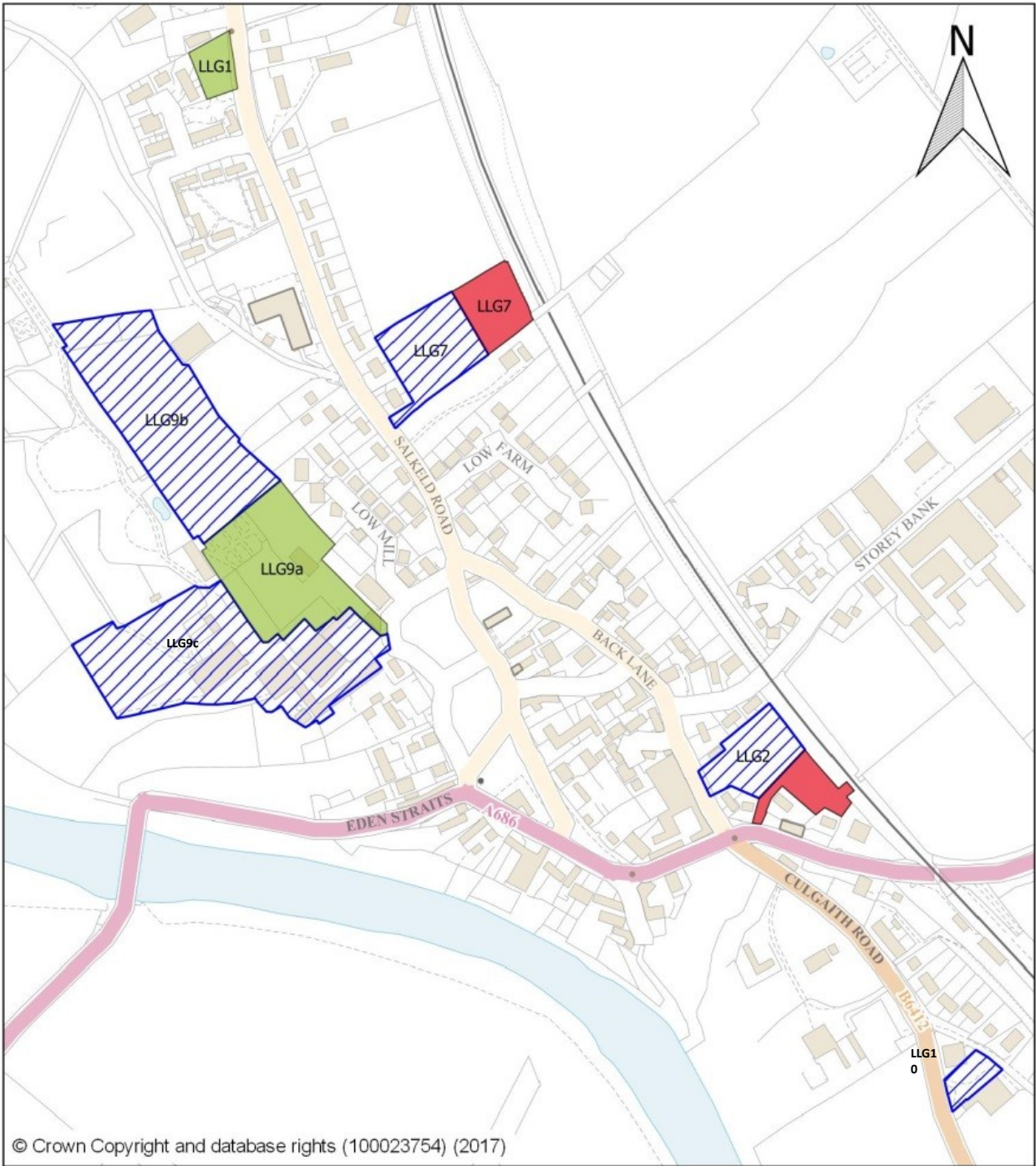
LNP2 – Housing sites

Site ref.	Address	Area	Capacity
LLG2	Townhead	0.37	8
LLG7	Land adj. to Eden View	0.5	15
LLG9	Langwathby Hall Farm	4.4	46
LLG10	Land adj. to Applethwaite, Culgaith Road	0.1	2

Langwathby Hall Farm site (LLG9a and LLG9b)

The site shown on Map 2 is intended to be developed for up to 28 dwellings including affordable housing according to the following principles:

- There should be developed in three phases including affordable housing in each phase as shown on the plan of 14, 7 and 7 units
- Each phase must be completed before the next phase is commenced.
- The design and character of the proposal must be well related in terms of scale, form and materials to the surrounding area.
- Achieving a specific housing density is not necessary
- The development proposal should contain a variety of house types including detached, terraces and semi-detached houses and bungalows.
- Construction traffic for the later phases may need to access the site from other parts of the adjoining farm site.
- Conditions relating to working methods and limiting noise and dust during construction will be required to protect the amenity of neighbours.






Eden
District Council

0 75 150 225 300 m

Date: 15 May 2017
 Scale: 1:4500 @ A4
 Location: Langwathby
 Drawn by: EB/AD

Key

-  Suitable Site
-  Discounted Site
-  Site with planning permission